

Scaled data based on original data using
LM-79-08 Approved Method: Electrical and Photometric Measurements of Solid-
State Lighting Products

Test Report Prepared for
Cooper Lighting Solutions
(formerly Eaton)

Brand: McGRAW-EDISON

Report Number: P228737

Luminaire Tested: **ISS-AF-800-LED-E1-RW-7060**

Issue Date: 3/3/2020

Test Information

Test Method: LM-79-08
Report Number: P228737
TEST IS SCALED FROM IESNA LM-79-08 TEST DATA (P29765)
Test Lab: INNOVATION CENTER-P2
Issue Date: 3/3/2020
Manufacturer: COOPER LIGHTING SOLUTIONS (FORMERLY EATON)
Product Line: MCGRAW-EDISON
Catalog Number: ISS-AF-800-LED-E1-RW-7060
Description: IMPACT ELITE LED QUATER SPHERE LUMINAIRE
LIGHT SQUARE WITH ACCULED OPTICS-RECTANGULAR WIDE TYPE I
Light Source: (16) 5700K CCT, 70 CRI LEDs
Ballast/Driver: ELECTRONIC DRIVER

Summary

Lumens per Lamp: N/A
Luminaire Lumens: 4880 lumens
Efficiency: N/A
Efficacy: 112.2 lumens/watt
Luminous Opening: Rectangular (W 0.5' x L: 0.5' x H: 0')
IES Classification: Type II - Medium - Full Cutoff
BUG Rating: B2 - U0 - G2

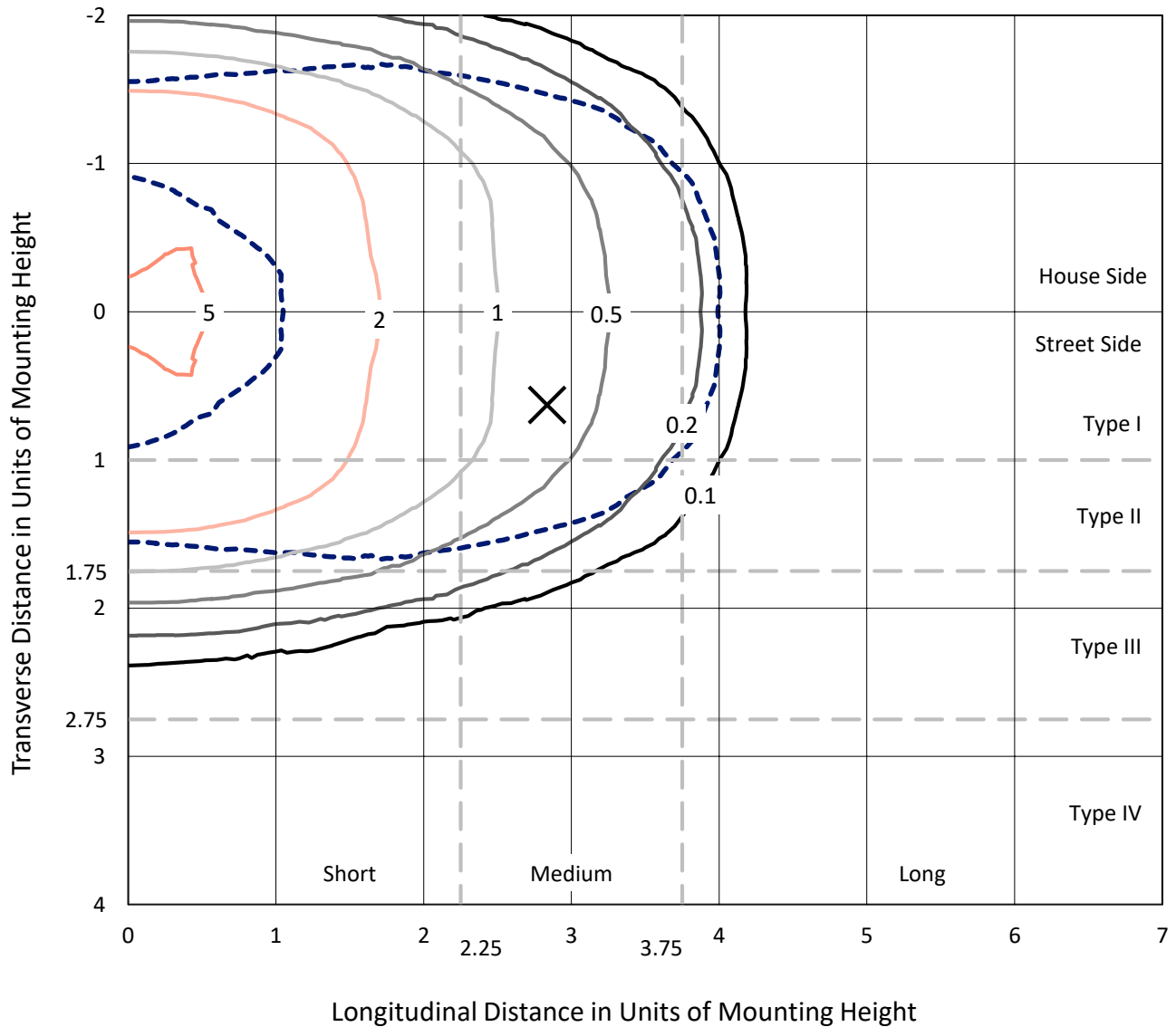
Input Watts (W): 43.5
Input Voltage (V): 120
Input Current (Ain): NR
Voltage Rise (V): NR
Power Factor: NR
Total Harmonic Distortion (THDi): NR
Frequency (hertz): 60
Stabilization Time: NR
Operation Time: NR
Ambient Temperature (°C): NR
Test Distance: 25 FT



REPORT NUMBER: P228737
 CATALOG NUMBER: ISS-AF-800-LED-E1-RW-7060

Iso-Footcandle Lines of Horizontal Illumination

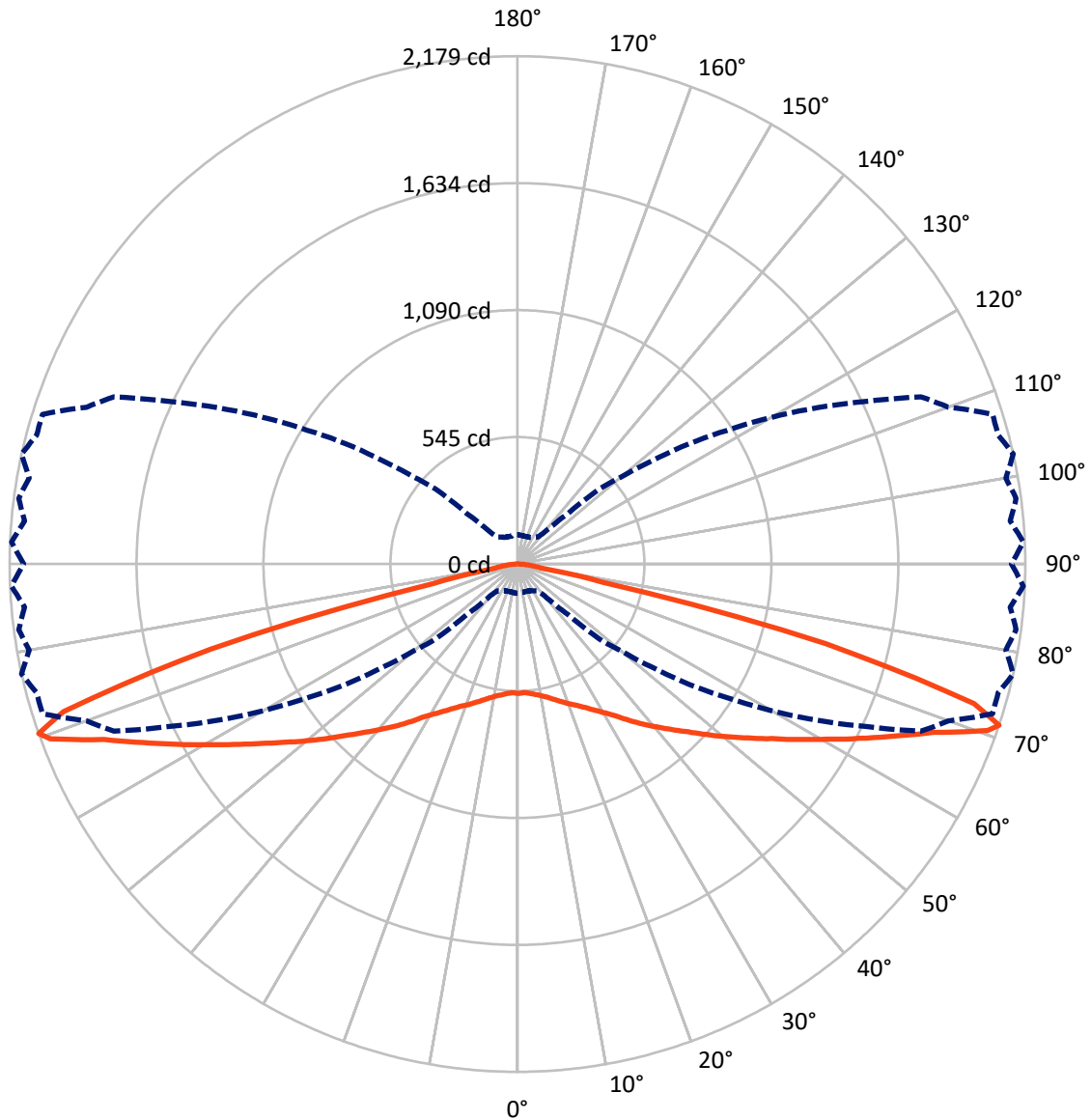
× Max cd
 - - - 1/2 Max cd



Based on 10 foot mounting height. Maximum calculated value = 5.7 fc
 Type II - Medium - Full Cutoff

REPORT NUMBER: P228737
CATALOG NUMBER: ISS-AF-800-LED-E1-RW-7060

Luminous Intensity Polar Plot



— Vertical Plane Through 77.5-Deg Lateral - - - Horizontal Cone Through 71-Deg Vertical

REPORT NUMBER: P228737

CATALOG NUMBER: ISS-AF-800-LED-E1-RW-7060

FLUX DISTRIBUTION:

		Downward	Upward	Total
House Side	Lumens	2440.0	0.0	2440.0
	% Fixture	50.0	0.0	50.0
Street Side	Lumens	2440.0	0.0	2440.0
	% Fixture	50.0	0.0	50.0
Total	Lumens	4880.0	0.0	4880.0
	% Fixture	100.0	0.0	100.0

Coefficient of Utilization

ZONAL LUMENS:

Zone	Lumens	% Fixture
0°-10°	53.7	1.1
10°-20°	167.7	3.4
20°-30°	313.9	6.4
30°-40°	546.4	11.2
40°-50°	891.5	18.3
50°-60°	1230.3	25.2
60°-70°	1167.0	23.9
70°-80°	480.4	9.8
80°-90°	29.0	0.6
90°-100°	0.0	0.0
100°-110°	0.0	0.0
110°-120°	0.0	0.0
120°-130°	0.0	0.0
130°-140°	0.0	0.0
140°-150°	0.0	0.0
150°-160°	0.0	0.0
160°-170°	0.0	0.0
170°-180°	0.0	0.0
0°-90°	4880.0	100.0
0°-180°	4880.0	100.0



REPORT NUMBER: P228737

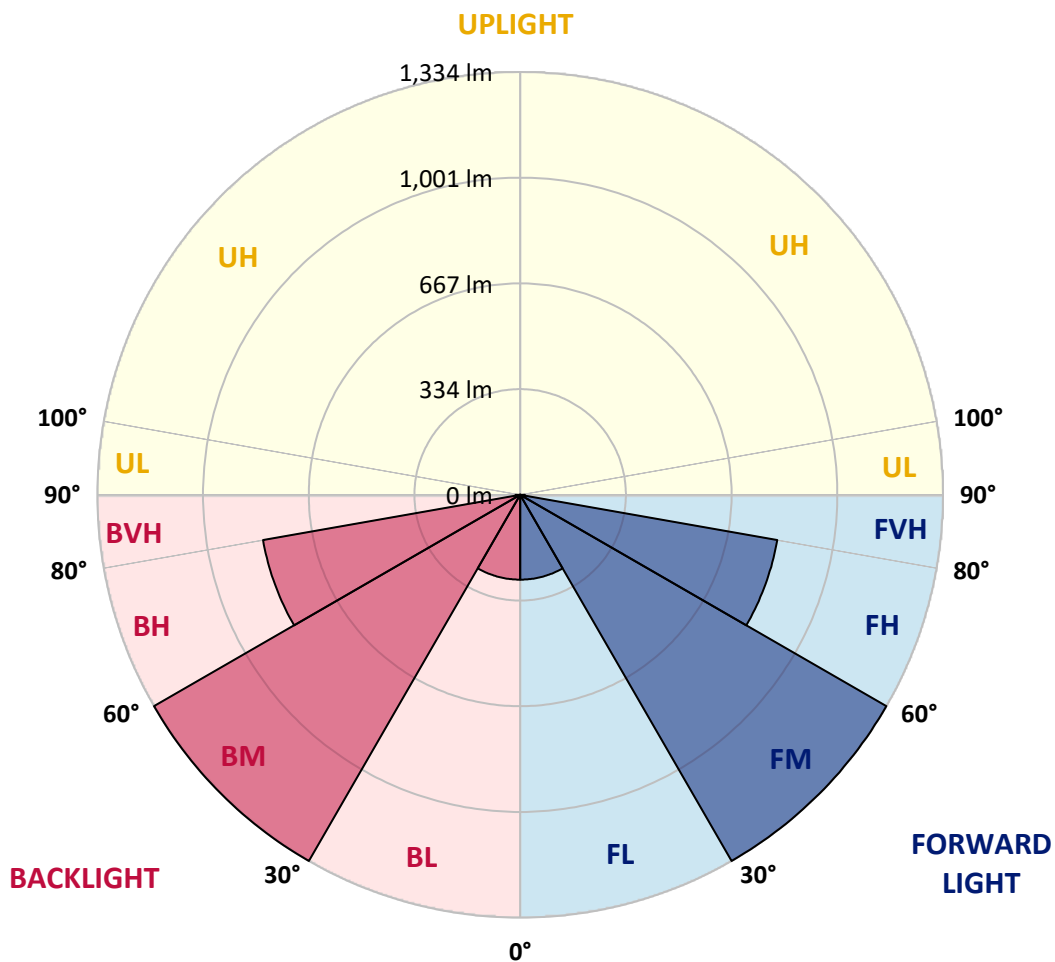
CATALOG NUMBER: ISS-AF-800-LED-E1-RW-7060

LUMINAIRE CLASSIFICATION SYSTEM LUMEN TABLE AND BUG RATING:

Zone	Lumens	% Fixture	Zone Rating/Lumen Limit		
			B	U	G
FL (0°-30°)	267.7	5.5			
FM (30°-60°)	1334.1	27.3			
FH (60°-80°)	823.7	16.9			G1/1800
FVH (80°-90°)	14.5	0.3			G1/100
BL (0°-30°)	267.7	5.5	B1/500		
BM (30°-60°)	1334.1	27.3	B2/2500		
BH (60°-80°)	823.7	16.9	B2/1000		G2/1000
BVH (80°-90°)	14.5	0.3			G1/100
UL (90°-100°)	0.0	0.0		U0/0	
UH (100°-180°)	0.0	0.0		U0/0	

BUG Rating: B2-U0-G2

Type II Medium





REPORT NUMBER: P228737

CATALOG NUMBER: ISS-AF-800-LED-E1-RW-7060

CANDELA DISTRIBUTION (FULL):

	0°	5°	15°	25°	35°	37.5°	40°	42.5°	45°	47.5°	50°
0°	555.7	555.7	555.7	555.7	555.7	555.7	555.7	555.7	555.7	555.7	555.7
2.5°	554.1	552.4	554.1	554.1	555.7	555.7	555.7	555.7	554.1	557.3	557.3
5°	554.1	554.1	555.7	555.7	558.9	562.1	557.3	558.9	560.5	558.9	562.1
7.5°	554.1	554.1	554.1	557.3	562.1	565.4	562.1	563.8	567.0	567.0	570.2
10°	549.2	547.6	550.8	557.3	565.4	570.2	568.6	575.1	573.4	575.1	578.3
12.5°	541.1	541.1	547.6	557.3	571.8	575.1	576.7	579.9	584.8	583.1	588.0
15°	542.8	544.4	550.8	563.8	581.5	584.8	586.4	586.4	594.4	591.2	600.9
17.5°	554.1	555.7	562.1	575.1	596.1	596.1	597.7	600.9	612.2	605.7	618.7
20°	571.8	573.4	579.9	594.4	613.8	612.2	615.4	618.7	633.2	626.7	639.7
22.5°	592.8	596.1	604.1	620.3	641.3	631.6	638.1	644.5	659.1	647.7	665.5
25°	621.9	626.7	634.8	652.6	675.2	663.9	670.4	675.2	691.4	675.2	693.0
27.5°	663.9	667.1	673.6	693.0	712.4	704.3	707.5	710.7	730.1	712.4	731.7
30°	714.0	718.8	725.3	743.1	762.4	749.5	756.0	759.2	775.4	757.6	773.7
32.5°	777.0	781.8	789.9	806.1	822.2	802.8	804.4	809.3	825.4	807.7	825.4
35°	851.3	854.5	865.8	885.2	896.5	865.8	867.4	867.4	888.4	864.2	883.6
37.5°	928.8	932.0	945.0	964.4	977.3	943.4	943.4	945.0	964.4	936.9	954.7
40°	1009.6	1019.3	1033.8	1053.2	1062.9	1024.1	1027.4	1025.7	1048.4	1016.0	1033.8
42.5°	1090.3	1098.4	1119.4	1142.0	1153.3	1114.6	1116.2	1111.3	1134.0	1100.0	1114.6
45°	1159.8	1166.3	1192.1	1224.4	1242.2	1201.8	1201.8	1201.8	1224.4	1182.4	1200.2
47.5°	1216.3	1221.2	1248.7	1295.5	1324.6	1284.2	1287.4	1281.0	1314.9	1263.2	1287.4
50°	1256.7	1258.3	1293.9	1347.2	1397.3	1360.1	1365.0	1368.2	1400.5	1355.3	1376.3
52.5°	1269.7	1272.9	1313.3	1377.9	1450.6	1426.3	1444.1	1450.6	1479.6	1431.2	1460.3
55°	1224.4	1232.5	1293.9	1389.2	1487.7	1479.6	1500.6	1513.6	1550.7	1510.3	1541.0
57.5°	1072.6	1082.3	1167.9	1324.6	1495.8	1508.7	1537.8	1558.8	1612.1	1587.9	1621.8
60°	856.1	864.2	951.4	1140.4	1394.0	1473.2	1539.4	1599.2	1654.1	1658.9	1702.6
62.5°	588.0	599.3	683.3	864.2	1172.7	1277.7	1373.0	1471.6	1563.6	1675.1	1731.6
65°	287.5	294.0	365.1	539.5	861.0	995.0	1106.5	1245.4	1331.0	1491.0	1583.0
67.5°	158.3	158.3	169.6	224.5	460.4	592.8	712.4	886.8	974.0	1171.1	1289.0
70°	132.5	132.5	129.2	137.3	174.5	206.8	268.1	368.3	489.4	688.1	794.7
71°	126.0	124.4	122.8	126.0	140.5	147.0	172.8	226.1	306.9	474.9	579.9
72.5°	117.9	114.7	109.8	111.5	119.5	119.5	124.4	132.5	163.1	222.9	298.8
75°	101.8	98.5	93.7	93.7	95.3	96.9	98.5	101.8	103.4	106.6	119.5
77.5°	84.0	80.8	75.9	75.9	74.3	75.9	79.2	80.8	77.5	84.0	85.6
80°	64.6	59.8	58.2	58.2	56.5	54.9	54.9	54.9	56.5	59.8	61.4
82.5°	40.4	37.2	38.8	37.2	35.5	35.5	35.5	35.5	37.2	37.2	40.4
85°	19.4	19.4	21.0	19.4	16.2	16.2	14.5	12.9	14.5	12.9	16.2
87.5°	0.0	0.0	0.0	0.0	0.0	0.0	0.0	0.0	0.0	0.0	1.6
90°	0.0	0.0	0.0	0.0	0.0	0.0	0.0	0.0	0.0	0.0	0.0



REPORT NUMBER: P228737

CATALOG NUMBER: ISS-AF-800-LED-E1-RW-7060

CANDELA DISTRIBUTION (continued):

	52.5°	55°	57.5°	60°	62.5°	65°	67.5°	70°	72.5°	75°	77.5°
0°	555.7	555.7	555.7	555.7	555.7	555.7	555.7	555.7	555.7	555.7	555.7
2.5°	552.4	555.7	554.1	555.7	552.4	555.7	550.8	555.7	554.1	555.7	552.4
5°	557.3	562.1	557.3	563.8	557.3	563.8	557.3	563.8	558.9	563.8	557.3
7.5°	562.1	571.8	565.4	573.4	565.4	575.1	565.4	575.1	568.6	576.7	565.4
10°	571.8	583.1	573.4	583.1	573.4	584.8	573.4	586.4	576.7	589.6	575.1
12.5°	579.9	592.8	583.1	596.1	581.5	599.3	584.8	604.1	588.0	607.4	588.0
15°	591.2	607.4	597.7	612.2	597.7	617.1	599.3	621.9	604.1	625.1	604.1
17.5°	607.4	625.1	612.2	630.0	613.8	634.8	615.4	639.7	621.9	642.9	621.9
20°	630.0	644.5	631.6	651.0	633.2	652.6	636.4	655.8	641.3	660.7	641.3
22.5°	655.8	668.7	659.1	670.4	654.2	670.4	654.2	670.4	659.1	675.2	659.1
25°	684.9	694.6	683.3	694.6	680.1	693.0	678.4	691.4	680.1	694.6	683.3
27.5°	723.7	728.5	715.6	725.3	707.5	720.4	704.3	717.2	705.9	718.8	710.7
30°	765.7	770.5	757.6	764.1	744.7	752.7	735.0	746.3	736.6	746.3	741.4
32.5°	812.5	819.0	804.4	807.7	791.5	793.1	778.6	783.4	775.4	778.6	777.0
35°	865.8	873.9	857.7	862.6	844.8	844.8	831.9	830.3	827.1	823.8	823.8
37.5°	933.7	936.9	924.0	924.0	903.0	903.0	886.8	886.8	880.4	873.9	870.7
40°	1008.0	1009.6	988.6	987.0	966.0	966.0	948.2	943.4	932.0	924.0	919.1
42.5°	1087.1	1085.5	1054.8	1058.0	1027.4	1029.0	1006.4	1001.5	990.2	980.5	970.8
45°	1167.9	1161.4	1130.7	1129.1	1093.6	1095.2	1067.7	1064.5	1048.4	1038.7	1027.4
47.5°	1250.3	1247.0	1213.1	1205.0	1167.9	1166.3	1130.7	1130.7	1114.6	1104.9	1093.6
50°	1335.9	1334.3	1295.5	1290.7	1251.9	1245.4	1203.4	1203.4	1184.0	1180.8	1164.7
52.5°	1429.6	1423.1	1381.1	1379.5	1342.3	1337.5	1292.3	1289.0	1260.0	1258.3	1240.6
55°	1521.6	1510.3	1482.9	1470.0	1432.8	1431.2	1390.8	1382.7	1345.6	1345.6	1323.0
57.5°	1605.6	1595.9	1573.3	1562.0	1526.5	1521.6	1478.0	1478.0	1445.7	1444.1	1419.9
60°	1692.9	1696.1	1671.9	1667.0	1633.1	1631.5	1587.9	1587.9	1555.6	1553.9	1526.5
62.5°	1767.2	1799.5	1789.8	1793.0	1763.9	1759.1	1715.5	1712.3	1675.1	1670.3	1647.6
65°	1694.5	1807.6	1880.2	1928.7	1925.5	1923.9	1881.9	1875.4	1828.6	1815.6	1778.5
67.5°	1423.1	1570.1	1702.6	1847.9	1954.6	2035.3	2059.5	2049.9	2009.5	1972.3	1927.1
70°	953.0	1122.7	1290.7	1471.6	1654.1	1831.8	2014.3	2093.5	2177.5	2148.4	2140.3
71°	725.3	899.7	1067.7	1258.3	1452.2	1649.3	1873.8	1967.5	2137.1	2135.5	2179.1
72.5°	408.7	563.8	743.1	909.4	1092.0	1295.5	1526.5	1629.9	1873.8	1922.2	2048.2
75°	130.8	179.3	237.5	374.8	487.8	673.6	844.8	948.2	1109.7	1190.5	1366.6
77.5°	87.2	96.9	100.2	116.3	130.8	185.8	252.0	308.5	339.2	355.4	373.1
80°	63.0	67.8	71.1	79.2	80.8	90.5	90.5	100.2	98.5	105.0	100.2
82.5°	40.4	45.2	46.8	50.1	51.7	58.2	61.4	67.8	67.8	71.1	69.5
85°	19.4	22.6	22.6	25.8	25.8	30.7	30.7	35.5	35.5	40.4	38.8
87.5°	1.6	1.6	1.6	3.2	3.2	3.2	4.8	6.5	6.5	6.5	6.5
90°	0.0	0.0	0.0	0.0	0.0	0.0	0.0	0.0	0.0	0.0	0.0



REPORT NUMBER: P228737

CATALOG NUMBER: ISS-AF-800-LED-E1-RW-7060

CANDELA DISTRIBUTION (continued):

	80°	82.5°	85°	87.5°	90°
0°	555.7	555.7	555.7	555.7	555.7
2.5°	557.3	555.7	557.3	554.1	557.3
5°	565.4	558.9	567.0	558.9	567.0
7.5°	578.3	570.2	579.9	567.0	578.3
10°	589.6	578.3	591.2	578.3	589.6
12.5°	609.0	591.2	612.2	591.2	612.2
15°	628.4	607.4	633.2	610.6	631.6
17.5°	646.1	626.7	651.0	628.4	649.4
20°	662.3	644.5	665.5	642.9	665.5
22.5°	678.4	667.1	683.3	667.1	683.3
25°	699.4	691.4	702.7	691.4	702.7
27.5°	723.7	720.4	726.9	718.8	728.5
30°	751.1	752.7	754.4	752.7	756.0
32.5°	785.1	793.1	789.9	789.9	789.9
35°	831.9	846.4	836.7	840.0	838.4
37.5°	875.5	896.5	883.6	888.4	885.2
40°	924.0	938.5	935.3	935.3	932.0
42.5°	977.3	995.0	990.2	991.8	988.6
45°	1035.4	1051.6	1045.1	1043.5	1045.1
47.5°	1101.7	1119.4	1111.3	1109.7	1111.3
50°	1171.1	1192.1	1185.7	1182.4	1185.7
52.5°	1247.0	1272.9	1269.7	1266.4	1271.3
55°	1335.9	1360.1	1356.9	1360.1	1361.7
57.5°	1424.7	1452.2	1445.7	1453.8	1457.0
60°	1536.2	1552.3	1553.9	1555.6	1557.2
62.5°	1649.3	1655.7	1660.6	1665.4	1667.0
65°	1780.1	1781.7	1784.9	1780.1	1784.9
67.5°	1906.1	1894.8	1893.2	1898.0	1901.2
70°	2101.5	2101.5	2085.4	2108.0	2088.6
71°	2127.4	2158.1	2122.5	2172.6	2119.3
72.5°	2001.4	2057.9	2017.6	2062.8	2009.5
75°	1392.4	1523.3	1521.6	1586.3	1534.6
77.5°	386.1	361.8	386.1	332.8	318.2
80°	105.0	95.3	103.4	87.2	98.5
82.5°	69.5	59.8	58.2	46.8	50.1
85°	40.4	30.7	30.7	24.2	25.8
87.5°	6.5	1.6	6.5	3.2	4.8
90°	0.0	0.0	0.0	0.0	0.0

(END OF REPORT)